



LINARIX Linear Sensor
LU0-IPH00-02600-3F00-PRQ

General Data
General Data

Supply Voltage	4.75 - 30 VDC
Power Consumption	≤ 1.0 W
Turn On Time	< 1 s
Operating Temperature	-20 °C (-4 °F) - +80 °C (+176 °F)
Weight	1015 g (2.24 lb)
Protection Class (Encoder)	IP64 / IP65
EMC: Emitted Interference	DIN EN 61000-6-4
EMC: Noise Immunity	DIN EN 61000-6-2

Mechanical Data

Max. Measurement Length	3.00 m (9.84')
Length per Revolution	260 mm
Wire Material	Coated Polyamide Stainless Steel
Wire Diameter	0.80 mm
Encoder Housing Material	Steel
Draw Wire Housing Material	Aluminum
Max. Speed of Wire Displacement	2.0 m / s
Max. Wire Acceleration	7.0 g
Max. Extension Force	9.0 N

Data Sheet

Printed at 4-11-2021 15:11



Min. Retraction Force	5.5 N
Actuation Lifetime	3.0 mio Cycles (Estimated based on ideal conditions)
Wire Mounting	M4 Thread
Max. Wire Exit Angle	$\pm 3^\circ$

Sensor Data

Technology	Magnetic ($\leq 0.09^\circ$)
Accuracy	± 0.02 % FSO
Repeatability	± 0.003 % FSO
Resolution [Encoder - Singleturn]	Incremental
Approx. Linear Resolution	0.1 mm/pulse (Default)
Pulses per Revolution	02600
Duty Cycle	$180^\circ \pm 27^\circ$ (Speed > 100RPM)
Phase Angle	$90^\circ \pm 14^\circ$ (Speed > 100RPM)

Interface

Communication Interface	Programmable Incremental
Programming Functions	PPR (1-16384), Output, Counting Direction
Configuration Tool	UBIFAST Configuration Tool (Version $\geq 1.6.3$)
Programmable Output	Push-Pull (HTL) or RS422 (TTL)

Outputs

Output Driver	Push-Pull (HTL)
Current Consumption	$\leq 140\text{mA}$ @ 5V DC, $\leq 70\text{mA}$ @ 10V DC, $\leq 40\text{mA}$ @ 24V DC
Output Voltage High Level Push-Pull (HTL)	$> 4\text{ V}$ @ 4,75-9 V Supply Voltage; $> V-3\text{ V}$ @ 9-30 V Supply
Output Voltage Low Level Push-Pull (HTL)	$< 0.5\text{ V}$
Output Voltage High Level RS422 (TTL)	$> 4\text{ V}$
Output Voltage Low Level RS422 (TTL)	$< 0.5\text{ V}$
Min. Load Resistance	120 Ω
Reverse Polarity Protection	Yes
Short Circuit Protection	Yes
MTTF	280 years @ 40 $^\circ\text{C}$

Electrical Connection

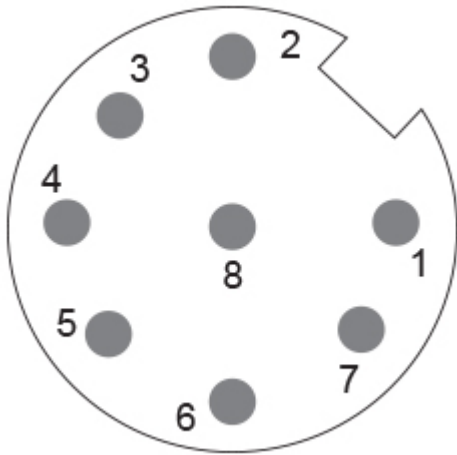
Connection Orientation	Radial
------------------------	--------



Connection Orientation (w.r.t Draw Wire)	Radial 0 / Axial
Connector	M12, Male, 8 pin, a coded

Product Life Cycle

Product Life Cycle	New
--------------------	-----

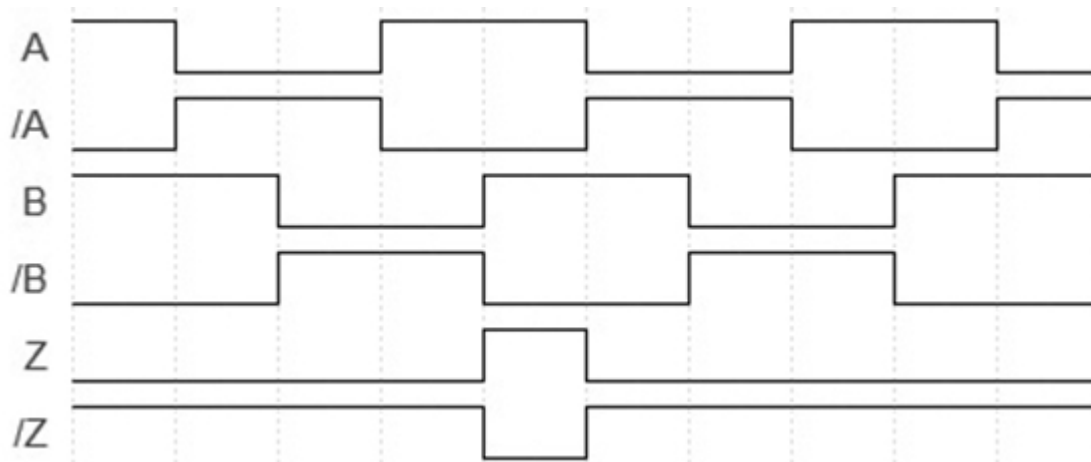


Connection Plan

SIGNAL	PIN NUMBER
A	3
/A	4
B	5
/B	6
Z	7
/Z	8
Power Supply	2
GND	1
Shielding	Connector housing

Connector-View on Encoder

Pulse Diagram



Dimensional Drawing

[2D Drawing](#)

Accessories

Connectors & Cables

10m PUR Cable, 8pin, A-Coded, f
POS M12 8pin-A Female+5m PUR Cable
POS M12 8pin-A Female+2m PUR Cable
POS M12 8pin-A Female+10m PUR Cable
M12, 8pin A-Coded, Female

More

Displays

AP20-00 Counter
AP20-D0 Counter (4 dig. o/p)
AP20-0A Counter (analog o/p)
AP20-DA Counter (4 dig. + analog o/p)
DiMod Counter (Relay o/p)

More

Configuration/Programming Tools

UBIFAST Configuration Tool

Got questions? Need an individual solution? We are here to help!



Sold & Serviced By:



Canadian and International Sales

ELECTROMATE

877-737-8698

sales@electromate.com

www.electromate.com

U.S. Sales

SERVO2GO.com

877-378-0240

sales@servo2go.com

www.servo2go.com

Contact Us

All dimension in [inch] mm. Encoder dimensions may \ contained is for general presentation purposes only. Pl rights reserved. We do not assume responsibility for te

Sold & Serviced By:



Canadian and International Sales

ELECTROMATE

877-737-8698

sales@electromate.com

www.electromate.com

U.S. Sales

SERVO2GO.com

877-378-0240

sales@servo2go.com

www.servo2go.com