



LINARIX Linear Sensor
LU0-IPH00-03150-5G00-PRQ

General Data
General Data

Supply Voltage	4.75 - 30 VDC
Power Consumption	≤ 1.0 W
Turn On Time	< 1 s
Operating Temperature	-20 °C (-4 °F) - +80 °C (+176 °F)
Weight	1415 g (3.12 lb)
Protection Class (Encoder)	IP64 / IP65
EMC: Emitted Interference	DIN EN 61000-6-4
EMC: Noise Immunity	DIN EN 61000-6-2

Mechanical Data

Max. Measurement Length	5.00 m (16.40')
Length per Revolution	315 mm
Wire Material	Coated Polyamide Stainless Steel
Wire Diameter	1.00 mm
Encoder Housing Material	Steel
Draw Wire Housing Material	Aluminum
Max. Speed of Wire Displacement	2.0 m / s
Max. Wire Acceleration	5.0 g
Max. Extension Force	16.0 N

Data Sheet

Printed at 4-11-2021 15:11



Min. Retraction Force	4.0 N
Actuation Lifetime	0.5 mio Cycles (Estimated based on ideal conditions)
Wire Mounting	Eyelet
Max. Wire Exit Angle	$\pm 3^\circ$

Sensor Data

Technology	Magnetic ($\leq 0.09^\circ$)
Accuracy	± 0.02 % FSO
Repeatability	± 0.002 % FSO
Resolution [Encoder - Singleturn]	Incremental
Approx. Linear Resolution	0.1 mm/pulse (Default)
Pulses per Revolution	03150
Duty Cycle	$180^\circ \pm 27^\circ$ (Speed > 100RPM)
Phase Angle	$90^\circ \pm 14^\circ$ (Speed > 100RPM)

Interface

Communication Interface	Programmable Incremental
Programming Functions	PPR (1-16384), Output, Counting Direction
Configuration Tool	UBIFAST Configuration Tool (Version $\geq 1.6.3$)
Programmable Output	Push-Pull (HTL) or RS422 (TTL)

Outputs

Output Driver	Push-Pull (HTL)
Current Consumption	$\leq 140\text{mA}$ @ 5V DC, $\leq 70\text{mA}$ @ 10V DC, $\leq 40\text{mA}$ @ 24V DC
Output Voltage High Level Push-Pull (HTL)	$> 4\text{ V}$ @ 4,75-9 V Supply Voltage; $> V-3\text{ V}$ @ 9-30 V Supply
Output Voltage Low Level Push-Pull (HTL)	$< 0.5\text{ V}$
Output Voltage High Level RS422 (TTL)	$> 4\text{ V}$
Output Voltage Low Level RS422 (TTL)	$< 0.5\text{ V}$
Min. Load Resistance	120 Ω
Reverse Polarity Protection	Yes
Short Circuit Protection	Yes
MTTF	280 years @ 40 °C

Electrical Connection

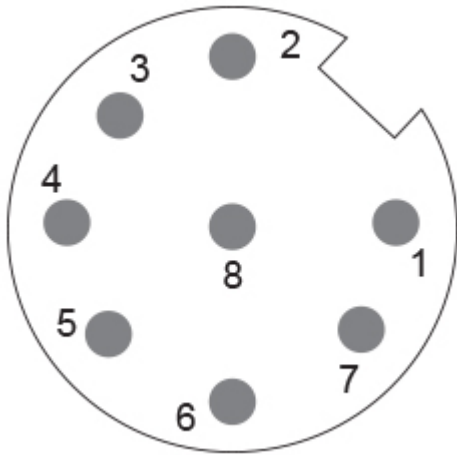
Connection Orientation	Radial
------------------------	--------



Connection Orientation (w.r.t Draw Wire)	Radial 0 / Axial
Connector	M12, Male, 8 pin, a coded

Product Life Cycle

Product Life Cycle	New
--------------------	-----

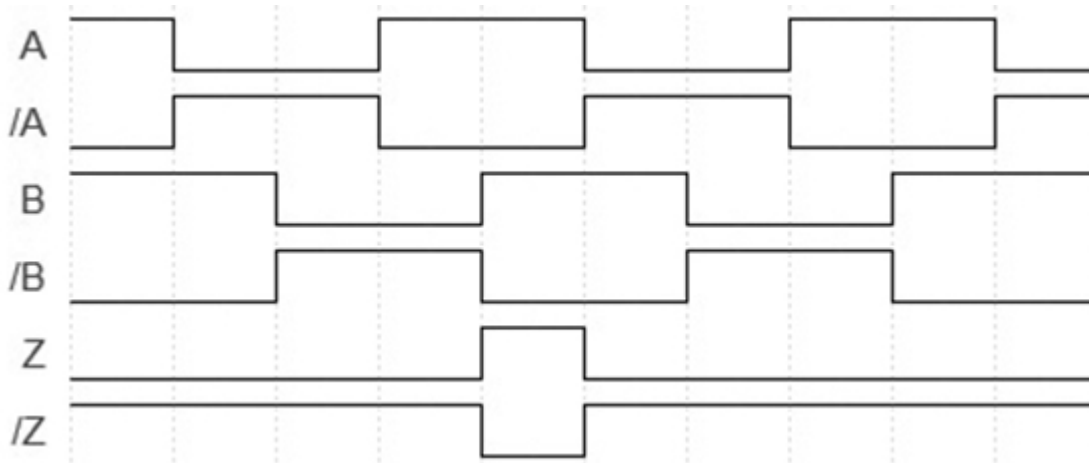


Connection Plan

SIGNAL	PIN NUMBER
A	3
/A	4
B	5
/B	6
Z	7
/Z	8
Power Supply	2
GND	1
Shielding	Connector housing

Connector-View on Encoder

Pulse Diagram



Dimensional Drawing

[2D Drawing](#)

Accessories

Connectors & Cables

10m PUR Cable, 8pin, A-Coded, f
POS M12 8pin-A Female+5m PUR Cable
POS M12 8pin-A Female+2m PUR Cable
POS M12 8pin-A Female+10m PUR Cable
M12, 8pin A-Coded, Female

More

Displays

AP20-00 Counter
AP20-D0 Counter (4 dig. o/p)
AP20-0A Counter (analog o/p)
AP20-DA Counter (4 dig. + analog o/p)
DiMod Counter (Relay o/p)

More

Configuration/Programming Tools
UBIFAST Configuration Tool

Got questions? Need an individual solution? We are here to help!



Sold & Serviced By:



Canadian and International Sales

ELECTROMATE

877-737-8698

sales@electromate.com

www.electromate.com

U.S. Sales

SERVO2GO.com

877-378-0240

sales@servo2go.com

www.servo2go.com

Contact Us

All dimension in [inch] mm. Encoder dimensions may vary depending on electrical interface and connector. This drawing and the information contained is for general presentation purposes only. Please refer to the "Download" section for detailed technical drawings. © FRABA B.V., All rights reserved. We do not assume responsibility for technical inaccuracies or omissions. Specifications are subject to change without notice.