

FS/FE 55-R

Photoelectric through-beam sensor



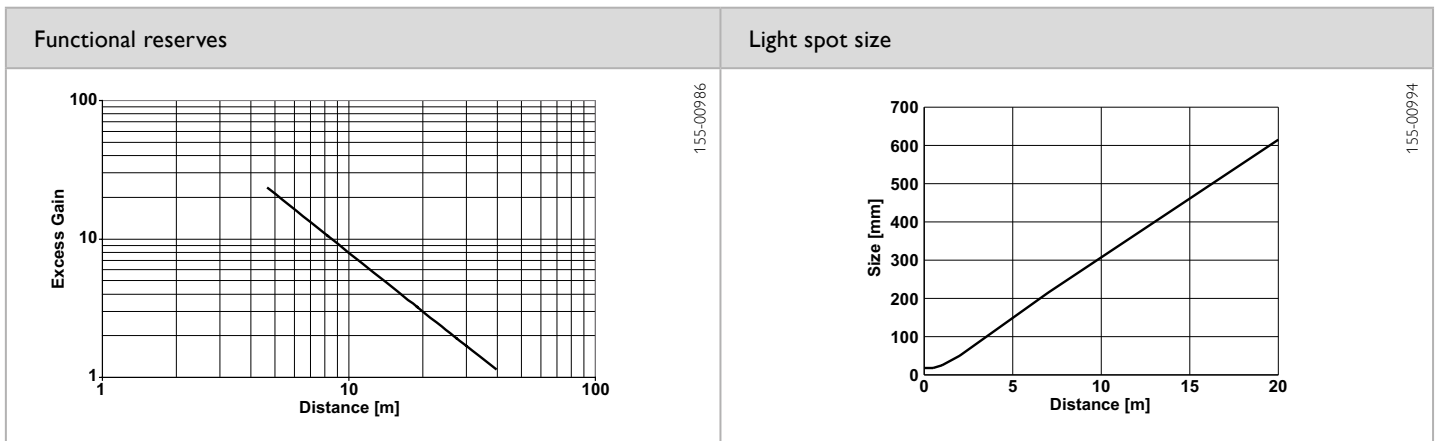

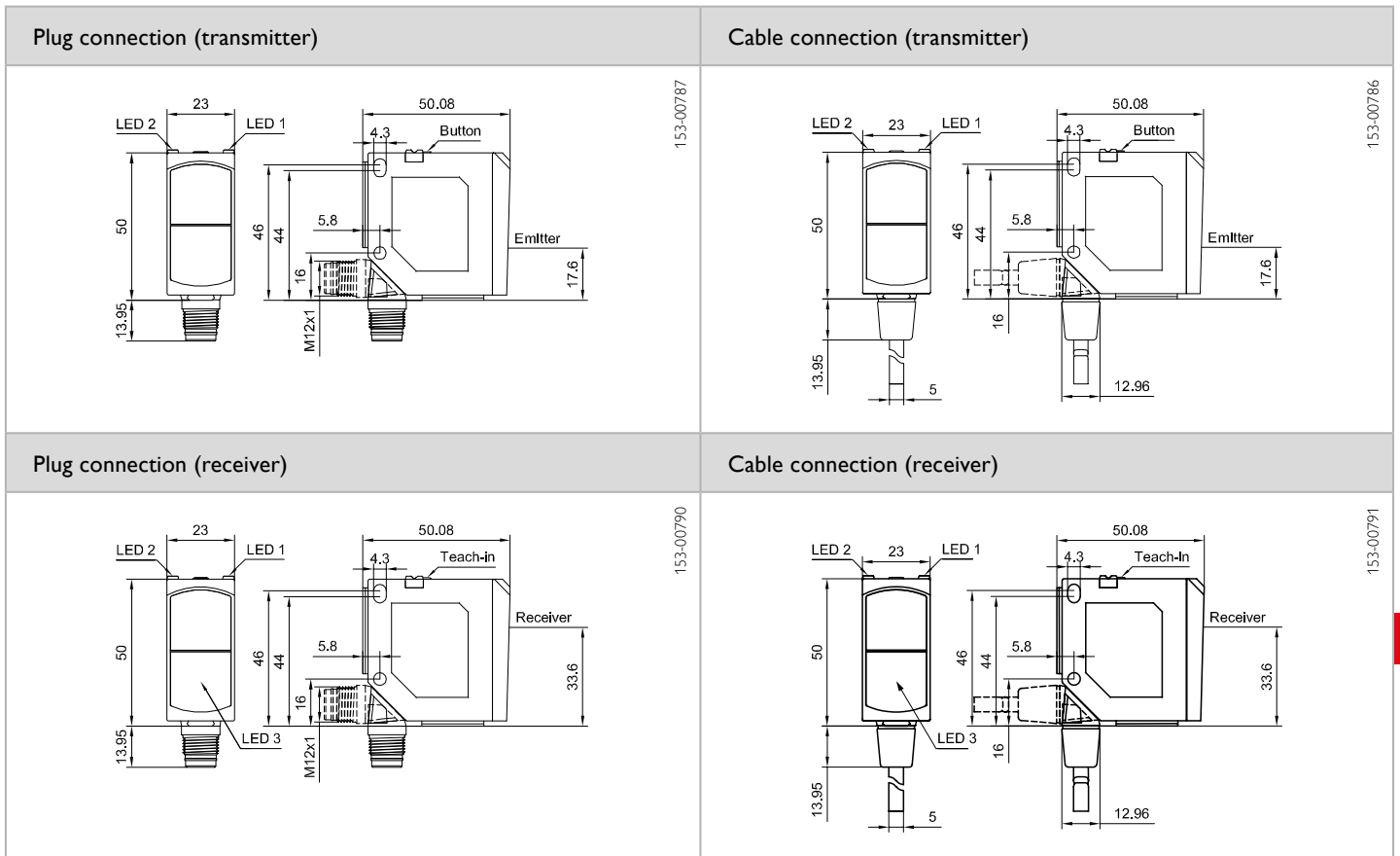
PRODUCT HIGHLIGHTS

- Alignment indicator and easily visible light spot for simple alignment of the through-beam system
- Test input to check sensor pair function
- Sensor adjustment via teach-in and control input
- Plug and cable connection rotatable

Optical data		Functions	
Limit range	0 ... 25 m	Indicator LED, green	Operating voltage indicator
Operating range	0 ... 20 m	Indicator LED, yellow	Switching output indicator / contamination indicator
Type of light	LED, red, 640 nm	Indicator LED, red (receiver)	Alignment indicator
Light spot size	See diagram	Sensitivity adjustment (receiver)	Via Teach-in button and control input
		Teach-in modes	Mode 1: during running process Mode 2: during standing process
		Adjustment possibilities (receiver)	N.O./N.C. via Teach-in button and control input Button lock via control input
		Default settings	Max. range and N.O.
Electrical data		Mechanical data	
Operating voltage, +U _B	10 ... 30V DC ¹	Dimensions	50 x 50.1 x 23 mm
No-load current, I ₀	≤ 30 mA	Enclosure rating	IP 69K & IP 67 ²
Output current, I _e	≤ 100 mA	Material, housing	PC-ABS
Protective circuits	Reverse-polarity protection, U _B / short-circuit protection (Q)	Material, front screen	PMMA
Protection Class	2	Type of connection	See selection table
Power On Delay	< 300 ms	Ambient temperature: operation	-20 ... +60 °C ³
Switching output, Q	PNP/NPN (see selection table)	Ambient temperature: storage	-20 ... +80 °C
Output function	N.O./N.C.	Weight (plug device)	35 g
Switching frequency, f (ti/tp 1:1)	≤ 500 Hz	Weight (cable device)	125 g
Response time	1 ms	Vibration and impact resistance	EN 60947-5-2
Control input, IN (receiver)	+U _B = teach-in -U _B = button locked Open = normal operation		
Control input, TEST (transmitter)	+U _B = Test (transmitter off) -U _B / Open = normal operation		

¹ Max. 10 % ripple, within U_B, ~ 50 Hz / 100 Hz ² With connected IP 67 / IP 69K plug ³ UL: max. +45 °C

Operating range	Switching output	Type of connection	Part number	Article number
0 ... 20 m	PNP	Plug, M12x1, 4-pin	FE 55-R-PS-L4	620-21000
0 ... 20 m	NPN	Plug, M12x1, 4-pin	FE 55-R-NS-L4	620-21001
0 ... 20 m	–	Plug, M12x1, 4-pin	FS 55-R-L4	620-11000
0 ... 20 m	PNP	Cable, 3 m, 4-wire	FE 55-R-PS-K4	620-21003
0 ... 20 m	NPN	Cable, 3 m, 4-wire	FE 55-R-NS-K4	620-21004
0 ... 20 m	–	Cable, 3 m, 4-wire	FS 55-R-K4	620-11001



Accessories			
Connection cables	www.sensopart.com/en/accessories	Brackets	www.sensopart.com/en/accessories